

Manage Course Categories





Online courses can be categorized in different categories. You can build your own category structure that best matches your own model.

Categories List are accessible from **Courses** -> **Course Categories** main menu. To create a new category click the **Create**.

For each category specify **Id**, **name** and **description**. Click Save. Later when creating course you can specify a category for each course.

Course Categories

 Create

| Category Id | Category Name | Category Description | |
|-------------|--------------------------|--|---|
| CAA | Programming Languages | |  |
| KM1 | Humanities | This category holds humanity courses - History, Geography... |  |
| LN-E | English Language Courses | English Language Courses |  |
| LN-ES | Spanish Language Courses | |  |

Categories can be delete and updated. To do this use the red options button next to each category. Courses assigned to a category that is deleted will remain categorized.

Video Guide

Electa Live Virtual Classroom, LMS - Help & Support Portal
<http://support.e-lecta.com/Knowledgebase/Article/50006>