

Manage Course Categories





Online courses can be categorized in different categories. You can build your own category structure that best matches your own model.

Categories List are accessible from **Courses** -> **Course Categories** main menu. To create a new category click the **Create**.

For each category specify **Id**, **name** and **description**. Click Save. Later when creating course you can specify a category for each course.

Course Categories

[+ Create](#)

Category Id	Category Name	Category Description	
CAA	Programming Languages		
KM1	Humanities	This category holds humanity courses - History, Geography...	
LN-E	English Language Courses	English Language Courses	
LN-ES	Spanish Language Courses		

Categories can be delete and updated. To do this use the red options button next to each category. Courses assigned to a category that is deleted will remain categorized.

Video Guide

Electa Live Virtual Classroom, LMS - Help & Support Portal
<https://support.e-lecta.com/Knowledgebase/Article/50006>