













Creating Assignments and Homework

To create a new assignment click on **Resources** -> **Assignments, Homework & Quizzes**. This will open the assignments and quizzes area.






Assignments, Homework & Quizzes

Create Assignment		Create Quiz		Search for...		More	
ID	Task / Quiz Title	Available After	Due Date	Created by	Status	Max Points	
ICT1	 Basic ICT Quiz	19/10/2016 10:00	26/12/2016 12:40	Keira Mace	In Progress	26	
2	 English Reading Task	19/05/2016 18:25	10/12/2016 22:00	Keira Mace	In Progress	100	
3	 Some other homework Maths only	19/05/2016 18:30	26/05/2016 18:30	Keira Mace	Expired		
1	 George's Homework	19/05/2016 18:25	26/05/2016 18:25	Keira Mace	Expired		
E101	 Write an essay "How Different We Are"	10/05/2016 06:00	17/05/2016 09:00	Keira Mace	Expired		
E102	 Write an essay about your visit to the museum	09/05/2016 09:00	17/05/2016 09:00	Keira Mace	Expired		

Showing 1 to 6 of 6 entries

Previous 1 Next

To create a new Assignment click the Create Assignment button and fill in the information about this new task.

ID	Task		
<input type="text" value="2"/>	<input type="text" value="English Reading Task A"/>		
Description			
<input type="text" value="Read the text in the attached file. Answer the following questions:
- How old is the main character?
- What is her favorite activity during the summer?
- Does she like the summer vacation more than the winter one?"/>			
Available After (Date)	Due Date		
<input type="text" value="19/05/2016"/> 	<input type="text" value="6:25 PM"/> 	<input type="text" value="10/12/2016"/> 	<input type="text" value="10:00 PM"/> 
<input checked="" type="checkbox"/> This assignment will be evaluated.	Maximum Points		
	<input type="text" value="100.00"/> <input type="text" value="Points"/>		
Attachment			
<input type="text" value="Jen_And_Her_Dog_Rob.tif"/> 			

Creating Assignments and Homework

Assignment Attributes

Along with the **Id**, **Title** and the description you have to specify two dates/hours. **Available After** is the date/time after each students will be able to start working on this task. **Due Date** is the deadline by which students have to submit their work on this task.

You can specify if it is going to be evaluated and the maximum number of points that students can gain when completing the task. Later you will be bale to grade your student for the completion.

To each assignment you can attach a file. This could be extra task description or a document related to the task. Students will be able to download this attachment when working on the assignment.

Teachers (not admins) can only upload attachments if they are granted upload permissions for resources and homework.

Specify Who This is For

(Do not use this if you are going to attach this assignment to an exiting course)

The assignments and quizzes are standard Electa Live resources. As such they can be added as course resources. In this case all course enrollees will be have to complete the assignments/quizzes that are belong to their course.

If you are not using courses you may specify the target of each assignment or quiz, by selecting individual students or student groups from your database.

Assigned to the following users and groups

Users		Access
Name	Email	
Jason N.	my-student-email@yopmail.com	
Joan S.	my-student-email@yopmail.com	
Add User		

User Groups	
IGCSE English Language Y2	
Add User Group	

Creating Assignments and Homework

For more information about permissions please read [Resource Access Permissions Explained](#).

Video guide

Electa Live Virtual Classroom, LMS - Help & Support Portal
<https://support.e-lecta.com/Knowledgebase/Article/50043>