

Live Classroom Daily Attendance Report








To display the live classroom daily attendance logs please log on as a teacher and click on Management -> Virtual Classrooms.

Find your room in the list and click on the red options button. Then click Attendance Records from the pop-up menu.

Virtual Classrooms

+ Create a Virtual Room



Room ID	Room Name		Seats	Room Status	Default Moderator	Created on	
1000	Demo Room -1		250	Ready	Moderator User++	18/01/2017	
1093	eLecta Private Testing Room (EL16)		10	Ready	Moderator User++		
1150	Electa Live Test Room (US Customers)		250	Ready	George Sandev		
1222	eLecta Public Events (US05)		500	Ready	Moderator User++		
2660	My eLecta Room		250	Ready	George Sandev		
5755	eLecta Live 7 Review Room No 1 (US06)		250	Ready	George Sandev		

- Enter the Room
- Settings
- Room Library
- Session Schedule
- Attendance Records
- Remove

This report shows all users who were present in the live classroom during the selected day.

Electa Live Virtual Classroom, LMS - Help & Support Portal

<https://support.e-lecta.com/Knowledgebase/Article/50066>